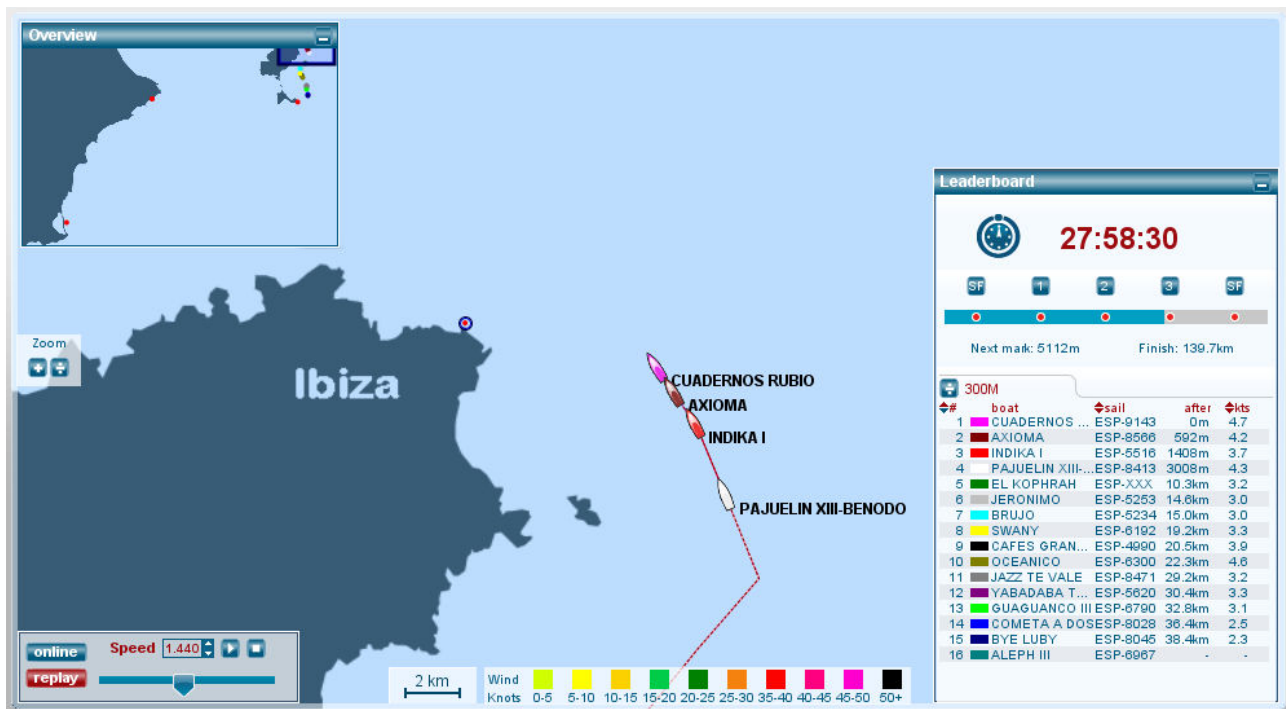


## USER GUIDE

TracTrac allows you to see tracking of your favourite sailing events – LIVE and in replay. Enter [www.tracrac.com](http://www.tracrac.com), click your favourite event and a screen similar to the one below will appear. (NB: live tracking requires Java. Free download at [www.java.com](http://www.java.com)).



- **Zoom** by using the scroll-wheel on the mouse and pan by dragging the map with the mouse.
- **Locate a specific boat** on the map by clicking on it in the leaderboard.
- Mouse-over a boat will give you name and additional information related to the boat.
- Mouse-click on a boat will lock the **focus** on the boat.
- Press '**Replay**' in the box in the lower left corner to replay.
- Select a **specific time** with the sliding bar.
- Try increasing or decreasing the **speed**.

The active leaderboard shows the real-time ranking of the competitors, with the leading competitor at the top.

The active leaderboard can be sorted on the different columns.

## Get more from your tracking – additional features

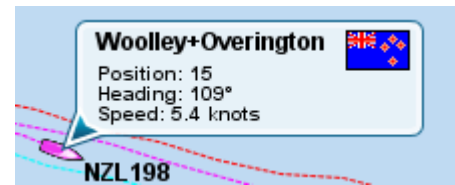
### Use the replay

When you open the tracking the the system is in live-mode. Click the replay-button and the play-button to watch the race from the beginning.




## Who's on the boat?

By holding your mouse over a boat you can see who's on the boat, check the standing, see the precise heading and the precise speed over ground.



## Progress indicator

The progress indicator shows you the progress of the leading boat on the course as well as distance to next mark and distance to finish.



## Mark roundings

By clicking on a mark in the progress indicator you can bring up a list of mark roundings for the particular mark.

Use the "<" and the ">" button to switch between marks.

< A Mark1 >

Pos	Name	Short	After	Leg pos	Leg time
1 (-3)	Charbonnier+Meyer	FRA7	+0:00	2	16:15
2 (-29)	Leboucher+Garos	FRA44	+0:04	1	16:08
3 (-5)	Fantela+Mareni?	CRO83	+0:08	4	16:21
4 (-17)	Patience+Grube	GBR834	+0:16	5	16:26
5 (-7)	Dahlhorn+Östling	SWE341	+0:17	6	16:28

## View the complete track for a boat

By double-clicking on a boat in the leaderboard you can view the entire track for the boat.

Simply double-click again to return to normal.



## Wind information – with forecast

Information about wind based on latest forecast is shown with arrows indicating the direction and colours indicating the wind strength.

When in online mode, moving the time slider will give you wind forecast for the area from present time to 5 days ahead.



## Larger area for tracking

Minimize the overview map or the leaderboard to have more space for the actual tracking.



Questions or comments? Please write to [info@tracrac.com](mailto:info@tracrac.com)